



BASINTAGE RS

RS-XXXX + AT-1820

Basin®

a base for a better living

TECHNICAL DATASHEET 1/5

The BASINTAGE RS collection is a revolutionary reactive colour system for wood that exists out of 2 component ecological water-based stains (with an activator) that give an antique appearance to the wood. Thanks to their lightfast high-end hues, these stains are suitable for all types of wood.

Attention: always use the advanced technology of the BASIN finishing products to ensure the non yellowing appearance of the wood.



TECHNICAL INFO

Base

Water

Appearance

Reactive stains

Dilution

Special THINNER AD-2010

Density

± 1 g/cm³

Viscosity

± 14 to 20" (DIN4, 20 °C)

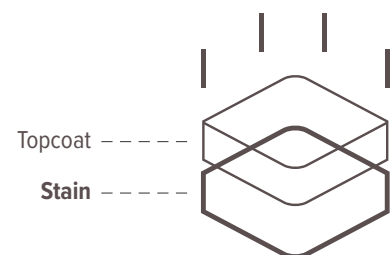
Drying time

40 minutes = complete reaction

4 hours = repaintable

Standard

EN 73 § 1 (does not contain any heavy metals)



BASINTAGE RS

RS-XXXX + AT-1820

TECHNICAL DATASHEET 2/5

Iconography



Indoor

This product is suitable for indoor application.



Gloss

This product gives a matt stain to the wood.



Stir Well

View Application on page 4 for the correct instructions.



Pot Life

After mixing the 2 components the product can, if hermetically closed and with unaltered viscosity, be used for **± 24 hours**.



Drying Time

The stain is repaintable after 4 hours of drying.



Brush

This product can be applied with a brush.




Spray Gun

This product can be applied with a spraying gun.



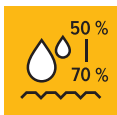
Consumption

One can finish $\pm 10 \text{ m}^2$ with 1 L of product at a consumption of 100 g/m².



Temperature

This product can only be applied at a temperature of 13 to 25 °C.



Humidity

This product can only be applied at a humidity of 50 to 70 %.



Storage Temp.

This product needs to be stored at a temperature of 10 to 25 °C.



EXP Date

This product can be used, without being mixed and when unopened, for 24 months.



Packaging

This product is available in 5,5 L (5 L + 0,5 L), 22 L (20 L + 2 L) and in IBC containers of 1.100 L (1.000 + 100 L).



Mixing Ratio

Mix 10 volumes of RS-XXXX with 1 volume of AT-1820.



VOC Level

This product contains 0 g/L of Volatile Organic Compounds (after mixing).



Layers

This product can be applied in one layer. For a more rustic usage, an additional layer can be applied.

BASINTAGE RS

RS-XXXX + AT-1820

TECHNICAL DATASHEET 3/5

Preparation of the ground surface

The ground surface needs to be dusted and free of dirt and grease. Therefore, the ground floor must be completely sanded (finish at grain P120). First fill joints, holes and cracks with a BASIFON filling binder. Then sand again (finish at P120). A rustic finish requires proper scrubbing to have the antique effect.

Preparation of tools

It is highly recommended to use a HWZ-90814 recipient in combination with a HWZ-90578 mixer.

Available in 8 different standard colours.



ADVANTAGES

100 % ecological

Water-based and with colour dyes that do not contain any heavy metals.

Stable and reproducible stains

The aged parquet manufacturing business searches for stable antique finishes in time for large productions and reproducible products for their resellers.

Revolutionary

One can obtain an aged look in only one (stain) layer, while the traditional antique staining method requires multiple applications.

Stability under light exposure

The shades are light-stable provided that they are covered with 3 coats of the NO VISIBLE, PROTECT, ... BASIN varnish brand to protect them against the yellowing of the wood.

Washable aged effect

After application with the BASINTAGE RS stain and drying, one can wash the wood with water and obtain a washed effect that gives another type of "aged" effect.

Unlimited choice of wood species

One can colour wood species like American oak, softwood, light-coloured exotic wood etc.

Oiled finish

The BASINTAGE RS stains can be treated with WOOD OIL PU-XXXX by BASIN.

BASINTAGE RS

RS-XXXX + AT-1820

TECHNICAL DATASHEET 4/5

Mixture

Stir the BASINTAGE RS well before adding the activator AT-1820. Mix 10 parts of RS-XXXX with 1 part of AT-1820. Mix these mechanically or manually until you obtain a uniform mixture. For this, use mixer HWZ-90578. Add, if necessary, 5 to 10 % of THINNER AD-2010. After this, the mixture can be used for \pm 24 hours (!).

Application

1. Apply the product evenly and finish in the direction of the wood grain (mechanically brushed or aged). **2.** The true appearance of the stain appears 40 minutes after drying. Regularly check the consumption of the product in order to respect the indicated finish (\pm 1 L per 10 m² finished). **3.** After the stain layer, a drying time of 4 hours is required (at a temperature of 13 to 25 °C and a humidity of 50 to 70 %). **4.** Afterwards, apply the WOOD OIL or NO VISIBLE, PROTECT, ... varnish (with corresponding primer). **5.** Check the consumption of varnish at the end of the 3rd layer. The consumption must amount to 240 g/m² (so 1 L per 4 m² finished parquet). **6.** If this consumption is not obtained, a 4th layer will have to be applied to comply with the product's characteristics in order not to have the influence of the yellowing of the lignin of the wood.

Cleaning of tools

Clean the tools with water immediately after use. Respect the environment. Do not dispose of any product in the domestic sewer system, in water or on the ground. Let the remaining product dry out and dispose of it, together with the empty packaging, at the proper waste disposal.



Stir Well



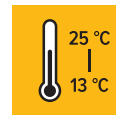
Brush




Spray Gun



Consumption



Temperature



Humidity



Drying Time

BASINTAGE RS

RS-XXXX + AT-1820

TECHNICAL DATASHEET 5/5

Important technical information

The final aspect of the stain is largely influenced by the species, origin and preparation of the wood as well as by the application method of the stain. The aged effect will be more defined on veined, structured, brushed or previously mechanically aged wood. The effect will be more uniform on first choice wood. The choice of rustic wood will give a more antique effect. The quantity of applied stains must be uniform (an application by spraying gun is advised). The reactive and aged effect will be more defined if the wood is not wiped off (an application temperature of ± 20 °C and a humidity of 60 % is recommended for the best result).

Attention: application by spraying in a uniform way will give the best results.

Disclaimer

Due to the versatility of the products, application possibilities and application processes, this information is only given with the purpose to inform. It is highly recommended to check by yourself prior to performing the final works. Our experience has taught us that every user develops his own way of working. This information was provided, oral or written, on the explicit demand of the client. This information is given in good faith and based on the current experience of Basin ChemEco nv. There can not be inferred by any means any responsibility on behalf of Basin ChemEco nv. Prices can change - the technical files can be modified by Basin ChemEco nv at any time without preceding inform - Basin Chemie nv is not responsible for results caused by incorrect use of the product & instructions such as e.g. quantities, timing, choice of material, temperature, subsoil, influence of light etc.

Basin ChemEco nv
Gravestraat 7A
B-8750 WINGENE
T : +32 51 65 00 10
F : +32 51 65 81 05
info@basin.be



www.basin.be