

REPRODUCIBLE
100 % ECOFRIENDLY
REACTIVE STAIN

Basin[®]

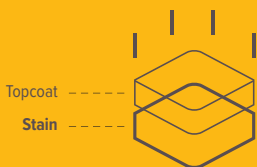
since 1956



BASINTAGE RS

RS-XXXX + AT-1820

USER MANUAL



Basin ChemEco nv
Gravestraat 7A
B-8750 WINGENE
T: +32 51 65 00 10
F: +32 51 65 81 05
info@basin.be

www.basin.be



BASINTAGE RS

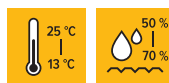
RS-XXXX + AT-1820

USER MANUAL 2/4

Please follow steps below to obtain the best results. **Important: read technical datasheet first.**

Step 1 - Conditions

It is recommended to apply the stain at a wood and room temperature of 13 to 25 °C. The relative humidity of the room must be between 50 and 70 %. It is important to let the wood acclimatize to the same temperature as the one it is being finished in. Please ensure there is sufficient ventilation and avoid strong air flow.



Application

Humidity

Step 2 - Tools

1. Bucket HWZ-90814
2. Mixer HWZ-0401 or HWZ-90578 + drill
3. Brush HWZ-0049 / HWZ-0046 or spray gun (Ø 2.0) HWZ-01332



Brush

Spray Gun

Step 3 - Preparation

The ground surface needs to be dry and free of dirt and grease. Therefore, the wood must be completely sanded (finish at grain P120). First fill joints, holes and cracks with a BASIFON filling binder. Then sand again (finish at P120). A rustic finish requires a proper scrubbing to have the antique effect.

Test on a small area first before finishing the whole surface.

BASINTAGE RS

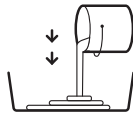
RS-XXXX + AT-1820

USER MANUAL 3/4

Step 4.1 - Application / General



1. Shake well the RS-XXXX as well as the AT-1820 before use (**1 minute**).



2. Pour the RS-XXXX in a bucket/tray.



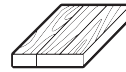
3. Mix the AT-1820 with the RS-XXXX (**mixing ratio 10 : 1**).



4. Spray 80 to 100 gr of the BASINTAGE RS onto the wood.



5. Do not whipe off the excess stain.



6. Let the stain soak in (**drying time ± 4 hours**).

Step 4.2 - Application / Specifications

1. Apply the product evenly and finish in the direction of the wood grain (mechanically brushed or aged). **2.** The true appearance of the stain appears 40 minutes after drying. Regularly check the consumption of the product in order to respect the indicated finish (± 1 L per 10 m² finished). **3.** A drying time of 4 hours is required (at a temperature of 13 to 25 °C and a humidity of 50 to 70 %). **4.** Afterwards, apply the BASINTAGE OIL or BASIFIX (with corresponding primer: BASINTAGE PRIMER 1 or 2).

The different BASINTAGE RS stains are mutually mixable, which gives countless colour combinations.



Stir Well



Brush



Spray Gun



Consumption



Temperature



Humidity



Drying Time

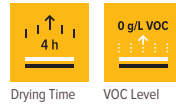
BASINTAGE RS

RS-XXXX + AT-1820

USER MANUAL 4/4

Step 5 - Drying time

After ± 4 hours (under normal circumstances / see Step 1) the wood is free of dust. Low/high temperatures and/or low/high humidity can adversely affect the drying time of the product. Avoid air flow to accelerate the drying.



Tips & tricks:

The final aspect of the stain is largely influenced by the species, origin and preparation of the wood as well as by the application method of the stain. The aged effect will be more defined on veined, structured, brushed or previously mechanically aged wood. The effect will be more uniform on first choice wood. The choice of rustic wood will give a more antique effect. The quantity of applied stains must be uniform (an application by spraying gun is advised). The reactive and aged effect will be more defined if the stain is not wiped off (an application temperature of ± 20 °C and a humidity of ± 60 % is recommended for the best result).

Attention: application by spraying in a uniform way will give the best results.

Disclaimer:

Due to the versatility of the products, application possibilities and application processes, this information is only given with the purpose to inform. It is highly recommended to check by yourself prior to performing the final works. Our experience has taught us that every user develops his own way of working. This information was provided, oral or written, on the explicit demand of the client. This information is given in good faith and based on the current experience of Basin ChemEco nv. There can not be inferred by any means any responsibility on behalf of Basin ChemEco nv. The technical files can be modified by Basin ChemEco nv at any time without preceding inform - Basin ChemEco nv is not responsible for results caused by incorrect use of the product & instructions such as e.g. quantities, timing, choice of material, temperature, subsoil, influence of light etc.

Basin ChemEco nv
Gravestraat 7A
B-8750 WINGENE
T: +32 51 65 00 10
F: +32 51 65 81 05
info@basin.be

